

The Canadian Rabbit Hopping Club



March / April 2012 - Volume 2, Issue 2



Welcome to the 8th edition of the C.R.H.C. Newsletter!

Pictured above is Zoey.

Visit us @ <http://www.CanadianRabbitHoppingClub.com>




Welcome to the 8th edition of the C.R.H.C. Newsletter. I am your Editor in Peace.

I want to take this opportunity to apologize for this issue coming out so late. I've been very busy traveling and performing that time seemed to slip away from me. I'm hoping the next newsletter will be out on time, so please get your submissions in to me ASAP as it's due out very soon!

Until next time! Peace

Featured Bunny!

This issue's featured bunny is Winter!



Winter is one of the clubs up & rising stars...

Upcoming Events!

- June 1, 2012** ~ Monthly practice at the Chestermere Recreation Centre. 6:30 p.m.
June 4, 2012 ~ Demonstration at Monterey Place to celebrate Senior's Week. 6:00 p.m.
June 9, 2012 ~ Demonstration at the Woodcreek Family Day event. 1:00 - 2:00 p.m.
June 10, 2012 ~ "Show Your Spirit" at the Spruce Meadows "National" Tournament.
June 15, 2012 ~ Monthly practice at the Weedon Hall in Cochrane. 6:30 p.m.
June 16, 2012 ~ Demonstration at the Carewest Sarcee at 10:00 - 11:00 a.m. (3504 Sarcee Road S.W)
June 16, 2012 ~ Demonstration at the Alberta Children's Hospital. 1:30 p.m.
June 16, 2012 ~ 4-H Club Achievement Day at the Chestermere Recreation Centre. 4:00 p.m.
June 17, 2012 ~ BUNANZA which will be held at the Chestermere Recreation Centre.
June 23, 2012 ~ Performance for the Make A Wish Foundation from 11:30 a.m. - 2:00 p.m. at Sage Hill.
June 24, 2012 ~ Performance at the Lafarge Heath & Wellness family picnic at the North Glenmore Park.

Please note: *We have decided to add an age restriction to the club. Note, this does not affect any members currently in the club. It will only apply to any future members wishing to join. We are setting an age at a minimum of 9 years old. Effective February 10, 2012*
If anyone has any questions, please feel free to ask,

We are also going to be looking at capping club membership. There will no longer be automatic membership after 3 practices. It will be on a tryout basis.
Prospective members will be required to fill out and submit an application before attending any practices. Effective May 2012

Wallaby's World Wide Web

For this issue I'd like to share a website with you that Willow found & suggested to me. It's called Leith Petwerks Inc. It's full of neat stuff for us bunnies!

<http://www.petwerks.com>





Mark your calendars!

Bunanza will be held on June 17, 2012 from 10:00 to 6:00 p.m.

Our goal is to spread awareness about rabbits as pets and their needs, to both rabbit owners and people considering getting a rabbit. Right now, there is the misconception that rabbits are a 'disposable' pet and are generally unintelligent, uninteresting animals that are best left in a cage.

This is completely untrue.

Rabbits are trainable, affectionate and intelligent animals that are capable of far more than people give them credit for. Generally, the fact that they can be litter trained is met with utter amazement. The looks on people's faces when they realize rabbits can be trained to recognize voice commands and run agility courses completely on their own is simply unbelievable.

Rabbits are also a large responsibility that can grow to be expensive, especially if vet care is needed. We will be having volunteer vets at the event to answer questions from the public, as well as talks from individuals on important aspects of rabbit health and behavior such as diet, housing, grooming and training.

We will also have the Humane Society in attendance to talk on adopting rabbits and the current problems with overpopulation in domestic rabbits, as well as other rescues.

We will be inviting responsible pet stores who supply proper, rabbit-safe products to pet owners.

Our goal is to show that rabbits are just as worthy of attention and love as cats and dogs, not just the unintelligent 'rodent' that they are thought to be...

<http://www.Bunanza.ca>

Hello, this is Babbitty Rabbitty & welcome to Babbitty's Box Office.

The movie we will be reviewing today is the Oscar winner, *The Help*. Set in the late 1960's & early 1970's in Mississippi, it is the story of the black maids who worked for the white families of Jackson, Mississippi.

Now, as you probably know, Mississippi in the 1960's was not a great place to be if you were black. Heck, they probably wouldn't have even liked Kor! This is shown in a number of ways, through historic footage, & especially in the story. Into this situation comes Skeeter, played by Emma Stone. She returns from university, & perhaps it is because of this that she has a different perspective from her friends, who are steeped in the myopia of the time & area, particularly Hilly, her former best friend.

For the rest, ignorance & bigotry are a way of life. As natural as breathing & done just as unconsciously. Skeeter notices this & wants to tell the story from the perspective of "the help". Of course, she needs their help which she mainly gets from two of the maids, for different reasons. The first is Abilene, who decides to help for a higher reason. She also has help from Minnie,

It is understandable why she can't get more help. Of course these maids are poor & can't afford to be fired. Also, this being Mississippi, they could be in bigger trouble, at this time it was illegal for anyone to write any book or article that advocated for the equality of black & white & was punishable with prison time. How this jibed with freedom of speech, I'm not sure.

What really sets this movie apart is the fantastic acting by a great cast. My only quibble, & it would be a minor one, is that the male characters in this movie are pretty much an afterthought.

But as I said, you don't even notice, or think about this until the movie is over. While Emma Stone is fine as Skeeter, the show is absolutely stolen by fellow lead Viola Davis as Abilene, Jessica Chastain as Celia Foote, who is hilarious in one scene & heartbreaking the next & whose character is one of the few decent people you will see in Jackson. Octavia Spence as Minnie & Sissy Spacek as Mrs. Walters are both also extremely entertaining. Brice Dallas Howard as Hilly is a villain you will absolutely love to hate. It's no wonder this movie had 3 Oscar nominations for acting, with Spence taking home the award.

A word of caution though, if you are the kind of person that gets weepy in movies, you could be in trouble here. No Ty, I was not crying, my eyes were sweating, that's all!

There are several scenes you should be ready for, particularly the story of Skeeter's maid.

So in all, *The Help* is a movie I would highly recommend, very entertaining & memorable.

I would give it 4 ½ bars on a 5 bar jump. Till next time, this is Babbitty saying I will never look a chocolate pie the same way again.



Rabbits for Adoption

While the CRHC is not a rescue group, we do from time to time have people contact us with a rabbit they no longer want or can properly care for. We do not agree to rehome all of them, however since the club has started, Amanda & family have successfully been able to find new homes for approximately 40 rabbits. We do encourage people to try every possible option before contacting us.

Daisy is a spayed Dutch doe who was surrendered to the club in April. She is aprox 3 yrs old. Very friendly, curious & outgoing.



Einstein is a Flemish Giant French Lop cross, neutered buck aprox. 4 1/2 yrs old.





ASK THE VET

Q: What is the safest way to pick up my pet rabbit?

A: When handling rabbits, it is important that full control be maintained to prevent injuries. Rabbits have extremely powerful hind limbs and a relatively delicate skeletal system. When startled or stressed, a rabbit can flail and kick violently which can lead to fractures of the back and hind legs or severe spinal cord damage and paralysis. It is therefore important that the rabbit be fully supported when picked up or carried.



Figure 1. The proper method for picking up a rabbit

When picking up a rabbit, one hand can be used to hold the scruff or be placed under the chest, while the second hand supports the hind end (see Figure 1). This method ensures control over the rabbit in case it tries to jump away.

Jumpy rabbits are often best restrained using the 'football hold'. With this method, the head is placed under the handler's arm which helps minimize stress by covering the eyes of the rabbit and the back end is easily supported (see Figure 2).



Figure 2. The 'football hold' provides lots of support and control.



Figure 3. The 'C-hold' is helpful for nail trims

A 'C-hold' can be used when a rabbit needs to have its nails trimmed (see Figure 3). This involves placing one hand around the rabbit's chest with the second hand under the rump. The rabbit is then held against the handler's body with his feet facing outwards. This hold protects the back from injury should the rabbit begin to kick.

Nervous rabbits also respond well to the ‘bunny burrito’. With this method, a towel can be used to wrap the bunny and is a great technique for administering medicines to rabbits or if they need to be syringe fed (see Figure 4). It is important that rabbits do not get too hot in the towel and that the towel does not cover the nostrils of the rabbit since rabbits are obligate nasal breathers (i.e. they can only breathe through their nose).



Figure 4. Using a towel to wrap the rabbit can be helpful in certain circumstances

Despite the information present in older books on rabbit husbandry, one must NEVER pick up a rabbit by its ears. This is considered cruel and leaves the rabbit vulnerable to injuries. Currently, there is some debate in the literature as to whether or not placing a rabbit on its back is acceptable. This method has been used in the past to place the rabbit in a trance-like state and may be used for brief procedures like nail trims. Some people believe the rabbit may actually be very stressed if he remains in this position for an extended amount of time. From the rabbit’s perspective, he is completely vulnerable to attacks by predators.



While there are a number of acceptable methods for holding rabbits, the most important question you should ask yourself when your furry friend is in your arms is: “Will I have complete control of my pet if he/she becomes startled and starts to kick violently?”. If the answer is ‘No’, then using a safer technique will hopefully prevent your pet from being injured.

Respectfully Submitted,

*Leticia Materi PhD, DVM
Calgary Avian & Exotic Pet Clinic*

4-H, A Road With Endless Outcomes

by Amanda Greening

Written for the Alberta 4-H Magazine

I know there is an activity that us 4-Hers must do every year that some of us wind up dreading. Yes, public speaking is an intimidating prospect that has even some of the most successful adults quivering in their boots and at the tender age of 9, we're shoved front and center before an audience of people who spend the next few minutes staring you down. Despite the fact that usually you know everyone sitting before you, it is very different when they are silent and in a crowd setting. Through the years, I've heard more than one first year demanding to know why they need to do this, only to have their parents remind them that this is what they signed up for. I used to be one of those kids, dreading public speaking each year and feeling a sense of relief when it was finally over. I never realized how important these skills would later be until recently.

When the commercials advertising the up and coming show "Canada's Got Talent" started airing, I knew this would be a big chance. I was going to get on that show.

While we auditioned as a separate club and were not allowed to mention 4-H during our audition as it was against our contract, it all began as a 4-H project.

The project started when a friend and I decided to bring a new type of project to the 4-H rabbit community back in 2005. Instead of meat, pet or fur, we decided to give agility a go and were pleased with the results. We knew that this would be the next big thing.

We continued through the years, spawning the Canadian Rabbit Hopping Club as we found that a lot of the people interested in our project were past 4-H age. I continued 4-H, this year being my 9th, and I had no idea how useful some of the skills I had learned through 4-H would become, particularly during our big debut across Canada on CGT.

When submitting my application to audition in Edmonton I wondered if perhaps I was being silly with this whole endeavour. We weren't singers or dancers or even ventriloquists. We performed with bunny rabbits and there was a chance of getting laughed at and becoming a joke, not to mention the setting we would be performing in. We have performed with the rabbits in public before, but this was on a whole different scale. 2,500 screaming people, blaring music, hot lights, camera crews, it would be the works and I wondered how the rabbits would handle the situation. But I pushed on through my pessimism and submitted the form anyways. What was the worst that could happen? We wouldn't get an e-mail back and that would be the end of it.

Months passed. I wondered if maybe something didn't submit correctly or perhaps I had mistyped the e-mail address, or maybe we were just plain and simple turned down. Either way, we were fine with not getting on the show. Really...

Then we finally received the verification for our audition. Ha, I knew it! I knew all along that we would be getting on, no problem! However, the process was much longer and more complex than we originally believed. Instead of just going straight to filming, we were to perform in a small room before a cameraman and a producer for the chance of possibly performing before the judges.

Myself and a few other members began practicing on a nightly basis to prepare. Due to being a founder of the CRHC and my years of 4-H public speaking skills, I was promoted to spokesperson of the club. Perhaps not the wisest move since I had spent my first public speaking competition trying to hold down my lunch due to nerves (Unsuccessfully) but I rose to the challenge. I would not let my club or this performance down.

We auditioned in Edmonton with over 3,000 other acts. Our audition went rather well, although apparently not all 4-H lessons sink in over time. Allow me to explain.

Our club has a rule that at any meetings, should a cell phone go off, the one holding it has to do an impromptu speech in front of the entire club. So one would assume that, perhaps, our leaders would learn to shut off their cell phones during important meetings. This was not the

case with our rabbit 4-H leader, as just as we began our audition, who's phone should go off but his? As he rushed to shut the musical tattle-tale off, I knew that the phone would now be off for any important occasions, perhaps even confiscated in the case of us going to the onstage audition.

Despite this, we left the auditions in high spirits and waited for a confirmation letter that actually would arrive late, which led to a lot of premature disappointment in our group. But the next day we were met with relief as the letter arrived by e-mail with a cheery title reading "Congratulations from Canada's Got Talent". Excitement and nerves ensued. This was going to be huge.

We learned that from the 3,000 acts that auditioned in Edmonton, 80 were selected to perform at the Jubilee auditorium before the judges. The number shocked us. Such a small percentage left over and we were one of the few selected. If nothing else, that in itself was an honour.

We continued practicing with our bunnies, working on perfecting the act and meeting in secret, making sure that not a peep escaped as we had signed a contract that was 19 pages long, explaining that should we tell anyone and it got out, they would take our money, the house and our souls. Perhaps I exaggerate a little, but it was an airtight agreement that we would not tell anyone. It was torture to know that something so huge was happening and we could tell no one.

The day of our audition soon came and we arrived at the building at 12:30 pm sharp, excitement filling the air as we received our numbers and got the rabbits settled in. Then, proceeded to sit and wait in a small room with the camera crews and the other acts for roughly 7 ½ hours. Luckily for us, everyone in the room had a unique talent that made the entire experience far better than it would have been otherwise, and it seemed like everyone of them was doing their best to keep everyone else entertained. We met comedians, impressionists, dancers, singers, magicians and even a very cool guy who did some awesome illusions with rope.

My stomach was turning the entire time, nerves strung tight and I decided to go back to the dressing room the rabbits were in to check on them, two other members coming with me as well. I grabbed a bag of Lays chips in an attempt to calm my stomach and promptly began shoving them in my mouth like a mad person; something that I'm sure was extremely attractive to the staff that walked past me in the hall. Of course, just as I shoved another handful of salty snacks into my mouth, we walked down the hall back to our audition rooms and who should we cross paths with but the three people who would be critiquing us on national television. Martin Short, Measha Brueggergosman and Stephan Moccio all walking right in front of me. I don't quite remember what I did, I'm pretty sure I gave a half-hearted wave that Martin Short nicely returned. Luckily, the other members managed to hold their composure and gave a friendly greeting while I, the spokesperson and the one that should have been most composed, couldn't even offer a smile without giving the judges a lovely view of half-chewed potato chips.

I promptly began searching for some sort of hole to crawl into. If nothing else, it gave my father, the rabbit leader, something to tease me about. His phone may have gone off at our original audition, but at least he hadn't frozen up in front of the most important people in the process.

Considering we had a few more hours of waiting in the contestant room, I had more than enough time to get over the embarrassment and move on with the day. We did some interviews and got a few minutes to warm the bunnies up before heading out to prepare for going on stage.

I had known that it would be an experience, but I had no idea just how overwhelming the stage would be. It was halfway through the show and the judges were in the back, getting makeup touched up and the camera crews were getting everything prepared for the second portion of acts. Our club and a number of other contestants crept along the edge of the stage, swallowing down our nerves. One particularly brave contestant poked his head around the corner of the curtain experimentally to get a glimpse of the crowd outside, waiting in their seats anxiously for the show to continue. They noticed him and the theatre erupted into cheers and shouts, all cheering for the mysterious contestant at the edge of the stage. He jumped back and lapsed into uncontrollable giggles, hugging his dance partner. I couldn't fight down a grin of my

own. It seemed we had gotten a great crowd, everyone of them cheering for the next lucky person to venture onto the stage.

We gathered our equipment and got the bunnies into carriers that would sit on the edge of the stage, ready for them when they returned after our act. We all took a deep breath and stepped onto the stage to prepare it for our course. The crowd erupted into cheers, encouraging and excited to see what we had to offer. I waved before forcing myself to focus on setting up, trying not to focus on the fact that they could very well be booing us off the stage in a matter of minutes. The one thing that kept us in high spirits was that we had our own cheering section, the amazing members of our club coming out to support us. I can never express how much their enthusiasm and positive energy meant to all of us that were on stage.

We finished set up before grabbing our bunnies and heading to the area they had set up for pre interviews. We talked a bit with Dina, the host of the show, before standing in front of some extremely hot lights waiting for our cue to head out. I'm sure it was a matter of minutes, but it felt like hours we waited for the introductions to finish.

Then the cue arrived and mustering up courage, we headed on stage. I stepped towards the mic and breathed deep.

Breathe, don't puke, don't cry, don't pass out, remember to talk, introduce yourself, introduce the club, what's the club? What's my name? Oh gosh, I don't remember... Oh yeah!

Luckily, my mind seemed to be processing at superhuman speed and it all came out of my mouth without a problem, albeit a little faster than it should have but that had always been a problem of mine when it came to public speaking. Let me say that had I not done 4-H public speaking, I probably would have gone into a vegetative state on that stage, unresponsive and slack jawed. But all those years of experience, all those clinics and competitions, came rushing back and I actually managed to form understandable words. I have never been so happy to have done 4-H then I was at that very moment.

Measha gave the okay for us to begin and we took our positions. I set Babbitty down on the pause table, waiting for our cue to go. Ready... Set...

Then I noticed just how hot it was and just how loud the music was. I could feel it pounding in my ribcage, each beat sending a shudder through my very bones. Not to mention my little guy had begun to pant. This was not good. If it was this loud to me, what must it be like to my tiny little guy?

Hoping it would turn out okay, I let go of Babbitty's harness. He knew exactly what to do, but the second he took his first step I knew that he would not be doing it nearly as fast as he had been in practice. I urged him on and while he moved, it was nowhere near as fast as normal.

The rest of the act passed in a blur and before I knew it, I was back in front of the microphone before the judges, one of which laughing hysterically from how adorable our act was. They were good sports about the entire thing and despite the biting disappointment from the no's we received, thus taking away our chance at going to the next round and an all expense paid trip to Toronto, it was, overall, a very positive and enriching experience.

We auditioned in Edmonton on September 14, 2011 with over 3,000 other acts of all variety and skill levels. They narrowed it down to 80 acts to perform onstage for the Calgary portion of the auditions on October 18, 2011. From there, only 18 acts were aired on the Calgary episode of CGT on March 5, 2012. That means that we were part of the 0.6% of the acts that actually made it on television from the original auditions in Edmonton and we scored a 5 minute long segment to boot. To be part of less than 1%, I think that is some amazing odds to conquer right there.

Had it not been for doing 4-H for so long, there is no way I could have worked up to confidence to do something so drastic and so pressuring, especially in front of so many people. Of course, I would not have started this amazing project to begin with without 4-H. 4-H is such a wonderful and diverse program that teaches so many important skills, allot of which most people would have no practice with until they needed to apply them in real life. 4-H has a wonderful

selection of clinics and programs and teaches the kids in them to reach for their goal, laying down the foundation to help its members to accomplish whatever they want. Who knows where the road may lead, I certainly never thought that, 9 years ago when I was starting out with the guinea pig project, it would lead to where I am today, someone who can talk clearly and, despite the nerves inside, confidently to a crowd of 2,500 people and a full camera crew with a project that I helped start. You never know where the road will lead and when it comes to 4-H, the possibilities are truly endless.





Welcome to another fabulous issue is Amelia's Boutiques. In this issue, I will be going over how to build a cage without visiting a pet store, or even the pet area of another store. I will be building an NIC or C&C cage. NIC stands for Neat Idea Cubes while C&C is Cubes and Coroplast. Both are the same thing, just a different name. Most supplies will be bought at hardware stores, but some stuff can be bought at stores like Wal-Mart, craft stores can also be good if you have a coupon for some items.

The first thing you need are the cubes. These are wire shelving cubes. They will usually come in a box that can make 3, 4 or 6 cube and will have 13, 16 or 17, or 23 panels respectively. They should be located in the shelving or storage area of a store. They will cost anywhere from \$20-40 depending on the store and size of the box. To

save some money, check online sites like Kijiji you might find them for \$5 a set or even free. Garage sales are also great for these and thrift stores can also be good. Some stores will put them on sale from time to time, so check flyers for sales or coupons. When looking online, I tend to search for "wire storage cube", "storage cube" or "wire cube" as these phrases tend to bring up the right results. The grids to come in some different colours that include white, black, silver/chrome, red, yellow, blue, and green. There are also some mesh ones and some places may have other colours. The number of boxes you need depends on the cage you want to build. You should probably pick up 2-3 to build a good sized cage with levels; you may have some left over to bunny proof.

Next is the coroplast. You can find this at most hardware stores. I tend to find it near the back where the wood and stuff is. It may be put into the aisle, so can be hard to see unless you walk right by it. Coroplast is a brand name, so some stores might have another brand. It can be known as corrugated plastic as well. The sheets vary in size, but are generally either 2X4ft or 4X8ft. Prices also vary, it can be between \$10 and \$30 for a sheet. I would get the biggest sheet you can afford, this avoids having to have seams in the middle and gives you extra for repairs. Since coroplast is also used for signs, you might find some used signs that will work (clean them before you use them), these can be retail signs or election signs. Stores that print the signs might have some misprints they will sell or give you if you ask; say you are making a bunny cage so they don't think you are a competitor.

Zip ties are a really important part of making a cage. While the panels do come with connectors, those are a pain to use and you end up using zip ties anyway. You will want at least 200 for a cage. While it may seem excessive, getting good zip ties is essential. The ones that can support 50 pounds and are about 7.5" long are the best. Hardware stores will have these. Dollarama also has good ones, I don't know about other dollar stores as they are all different.


Duct tape is also good. This is used for the coroplast. If you want fancy stuff, wait for a coupon from Michael's as they have lots of selection and the coupon makes it cheaper than other stores. I roll should be enough.

Wooden dowels are also a good idea. If you have levels, they do need to be supported and dowels do a great job. 1" thick ones are good. You can get them cut to the size you need to cut it at home. I do recommend 1-2" longer than the level so it can stick out the sides of the cage for more support. Some people do use L shelf brackets; they are good for single panel levels (like steps) or places where a dowel might not work as well.

You will need something to keep the door closed. Bungee cords can work well, but can also be chewed easily. Binder clips are also good, but could be pushed off by a determined rabbit. Snap clips (dog leash type) are also quite good; just make sure it will fit around the edges of the panels. You really just need something that will keep the door closed and keep your bunny inside.

Scissors, a utility knife, a saw and some other tools are also needed. It will take a couple hours to put together the cage if you have not done it before (and even if you have). Depending on where you get the supplies and how big of a cage you want to build, a NIC or C&C cage can cost less than \$100 and sometimes less than \$50.

Next time I will go over how to build the cage. -Amelia



Cage Cleaning

Welcome to another edition of Lookin' Lovely with Lillian.

Part of lookin lovely is having a clean environment. A clean cage means you are not sitting around in dirty litter which can lead to a dirty bum. A build-up of dirty bedding can also lead to respiratory problems.

To have a good clean cage, it should be cleaned at least once a week. This means cleaning out the litter box, cleaning the cage, scrubbing out the food and water dishes, washing any blankets and adding new and/or clean bedding.

Scrubbing out the litter box is a good idea to help prevent the build-up of odours and calcium deposits. White vinegar is really good for getting rid of calcium build up. If the stains are bad, you can use strait vinegar and let it sit for a few minutes before scrubbing it. For lighter stains and general cleaning, you can mix the vinegar with water in a spray bottle (and 50/50 mix is perfect). Rinse with water to get rid of the vinegar smell and you will have a litter box that looks like new.

It is much easier to stay clean if shavings are not used in the cage. For us long haired breeds, the shavings get stuck in our fur and can cause matting and other problems. Avoiding shavings is a simple way to stop this issue. Pine and cedar shavings can also cause respiratory issues and even organ damage if used for extended periods. Shavings tend to be dusty as well. Aspen shavings are the best option. Kiln dried pine can also be used if needed.

Instead of using shavings, you can use blankets or towels. Fleece is great as it won't unravel is there is a hole. The fibers in towels can be dangerous of a rabbit were to eat a lot of them. Fleece blankets are fairly popular and easy to get, a 50X60" one costs about \$5-6 and comes in many patterns and colours. I would recommend having at least 2 or twice the amount needed for your cage so there is one in the cage while the other is being washed.


Blankets can get messy if you are not litter trained. Litter training makes the cage much cleaner and easy to keep clean. There are many resources for litter training if you need help. The best litter I have found is wood pellets. These are compressed sawdust in a pellet form. These can be bought as horse stall bedding, wood stove pellets (no accelerants) or cat litter (non clumping), a 40 pound bag usually costs around \$5. Wood pellets absorb both liquid and odour very well and are quite cheap. Other suitable litters are paper pellets and other paper based litters. Avoid any clay or clumping litters as they are dangerous for rabbits.

If you can keep your cage clean, you will have a happy and healthy rabbit that is much easier to keep clean. While some bunnies are messier than others, it is still pretty easy to keep the cage clean and even spot clean between fully cleaning out the cage. Having a clean cage also means you can more easily monitor how your rabbit pees and poops as you can see the new stuff rather than guessing at what is new and what is older.

Until next time, keep clean and lookin' lovely Lillian



In this issue of Korr's Critiques, I will be reviewing Game of Thrones. Game of Thrones is based on the Song of Ice and Fire book series by George R.R. Martin. There are currently 5 books with 2 hopefully on the way. Each book is one season of the show which is currently in its 2nd season. This review many contain spoilers, so don't read it if you don't want thing spoiled for you.



Game of Thrones tells the story of Westeros. It follows some of the families and people in power and they struggle for the throne. The story is told from the point of view of various characters each with their own motivations and challenges. While the story starts with most of the point of view characters together, they quickly get separated and as the story progresses they get more and more separate. Each book adds more and more characters.

Season 1 has set the ground work. The King is dead and his Hand (advisor) is killed for treason. The Queen is suspected of incest making the claim of her children suspect. Everyone has a different idea on who should be King, from the Kings brothers to his son, the son of the Hand and a disgruntled Lord. Not to mention the displaced Daenerys who would have been Queen had her family not been killed in a coup (she has dragons too).

Season 1 was amazing and season 2 is very promising as well. It follows the book very closely with a few changes (as there always will be). There are characters you love and ones you love to hate and some you just can't wait for them to get killed. Of course there are the ones you like that get killed anyway.

Game of Thrones is very real. There is strong language, violence, blood, gore, sex and tons of other stuff. This show is on HBO for a very good reason, they do not hold back at all. There are many scenes not suitable for children or people who are sensitive to violence and such, so be warned.

Game of Thrones airs on Sunday night on HBO. You can find it online as well if you really wanted to. For its sheer awesomeness, great story telling, amazing actors, complex characters and awe inspiring Scenery.

I give Game of Throne 5 out of 5 poles.

TAN TOES TOYS



Well, we have been slacking this month and haven't been playing with too many new toys (that tunnel is just far too much fun).

So in this issue we won't review anything. Don't despair as we do have something for you.

We have found an awesome website that has some cool idea on making your own toys (or at least getting your salve to make toys for you).

The toys are mostly made of cardboard tube, newspaper and other such stuff. So here it is: <http://www.therabbithouse.com/blog/category/rabbit-toys-enrichment>

Hopefully our slave can make us some of these toys by next time and we can review them then.

Until next time, keep playing from Tesla and Kraken

The Canadian Rabbit Hopping Club Members Should Consider Joining 4-H
by Holly Feluch, club reporter for Southpaws 4-H Club.

We all love rabbits and we love spending time learning about them and playing with them. And 4-H is the best place to study rabbits. 4-H is good for all ages, it teaches us how to take care of our pet rabbits, along with keeping good records and being organized. In your 4-H record book you keep track of your pet rabbit health, how much you spend, its feed, showmanship manners, etc. The group meetings help you to make new friends, be interactive and participate in the meeting that are conducted in your club. During a meeting we go through new and old news, club finances, fundraising, and organize fun club activities. The fun social activities include Laser Tag, Christmas Parties, Corn Maze, Family fun nights, a fun day at Spruce Meadows and even getting in free to the stampede to participating in 4-H activities. I think 4-H is a very good experience that everyone should try!

A Poem about My Bunny

by Holly Feluch

Terrific

Wonderful

Irresistible

Sweet

Totally a radical dude

Exciting

Running hero



CAMELOT'S KITCHEN

by Shoroh and Renee Sevin



REAL SALADS INSPIRED BY A REAL RABBIT!

Real Salads Inspired by a Real Rabbit

Fun filled book of salad recipes and pictures of a cute rabbit named Camelot to keep everyone motivated along the path towards a healthy eating lifestyle.

Order your copy today!

Eating healthy, inventive and delicious salads has never been this easy. Join Camelot's quest for a healthier community.


Visit their website <http://www.camelotskitchen.com>

Or on facebook <http://www.facebook.com/#!/camelotskitchen>



Call to order at 1 310.285.8174

Bunny Birthday's!



January 3, 2010 – Simba
January 9, 2008 – Skittles R
January 17, 2011 – Mocha
January 20, 2011 - Ashton
January 31 - Biscuit
March 3 – Ophelia
March 4, 2009 - Teddy
March 12, 2010 – Kraken
March 14, 2011 – Mittens
March 24, 2011 – Flynn
April 6, 2010 – Jabberwocky
April 7, 2010 – Peace
April 11, 2006 – Ty
April 15, 2008 – Star
May 5, 2011 – Spyro
May 6, 2008 - Oliver
May 17 - Oreo
May 26 – TarQuinn
June 4, 2011 - Ziggy
June 10 – Caramel

June 10, 2008 – Lillian
June 10 – Samantha
July 21, 2010 – Tesla
July 22 - Autumn
July 27, 2007 – Kokomo
August 7, 2011 – Winter
August 20, 2008 – Popcorn
August 20, 2008 – Wallaby
August 20, 2008 – Mr. Bella
August 26, 2007 - BeBe
September 2, 2011 - Yeti
September 23 – Ronin
October 1, 2007 – Babbitty
October 1, 2005 - Willow
October 5, 2005 – Korr
October 15 - Fajita
October 19, 2008 - Buttercup
October 23, 2011 - Honey Bunny
December 5, 2009 – Amelia
December 12, 2009 - Samus

If you're not listed here & would like to be, be sure to email your Birthday to Peace so he can add you to the list! This also helps when doing up the new CRHC calendars as we don't want to miss adding your big day to the calendar!



Popcorn's Paparazzi

April 7, 2012 ~ Demonstration at the The Salvation Army Foothills Church in High River.



April 8, 2012 ~ Performance at Fort Calgary's Easter event.



April 22, 2012 ~ Performance at Aggie Days.



Sponsors!



We carry supplies for dogs,
cats, birds, small animals,
reptiles, fish & other
exotics!

Critters Pets & Supplies
#1 118 1st Ave West
Cochrane, AB
403-932-2096

25% off regular priced merchandise for all CRHC members!
(Excluding Dog & Cat food, and Cat Litter)

We are also breeders of Dutch, Holland Lop, Netherland Dwarf,
Flemish Giant, and Lionhead rabbits!
Show Quality Rabbits, with pet personalities!

Calgary Avian & Exotic Pet Clinic



A veterinary practice dedicated exclusively to the care of rabbits, birds, reptiles, ferrets, rodents and all small exotic pets



We would love to meet you! Calgary Avian & Exotic Pet Clinic offers a 25% exam fee discount to Hopping Club Members the first time they visit our practice!

We look forward to meeting you!

403-240-3577

Bay 1, 2308 - 24 St. SW

www.calgarypetvet.com



Dewinton
PET HOSPITAL

healthy pets
happy people

24/7 vet on call 403 256 7297

Dewinton Pet Hospital - #450, 412 Pine Creek Road - Dewinton, Alberta, T0L0X0
info@dewintonvet.com



AAHA
ACCREDITED
The Standard of
Veterinary Excellence

CRHC Members receive a 10% Discount.

Just mention you're a club member when booking an appt.



CRHC Members receive a discount when shopping at RMT!

C.R.H.C. Members List

Club Founding Members:

Amanda Greening Rabbits: Willow, Babbitty Rabbitty, Ty, Jabberwocky,
Buttercup, Flynn & Kia

Krysta Turner Rabbit: Oliver

Club Members:

Linzie Bell Rabbit: Cassie

Holly Feluch Rabbit: Twister

Robyn Feluch Rabbit: Butterscotch

Wendy Finn Rabbits: Samus & Mittens

Alana Greening Rabbit: Kokomo & Star

Rosemarie Greening Rabbits: Popcorn, Wallaby, Peace, Spyro & Tiana

Terry Greening Club Announcer

Nichole Giroux Rabbits: TarQuinn, Ophelia, Samantha & Ronin

Sara Hunter Rabbits: Ginger

Giuliana Ireton Rabbit: Mr. T

Robert Johnson Rabbit: Darren

Josie King Rabbits: Caramel & Fajita

Kindrey Krol Rabbit: Coco & Honey Bunny

Sara Koch Rabbit: Ziggy

Marin Laboucane Rabbits: Mocha, Simba & Yeti

Nicole Lepp Rabbit: Simba

Ciara McCain Rabbits: Binti & Kiwi

Kate MacKinnon Rabbits: Korr, Amelia, Lillian, Tesla, Kraken, Gizmo & Nala

Jorja P. Rabbit: Oreo, Biscuit, Autumn & Winter

Amanda Rowe Rabbit: Larry

Donald Ryfa Rabbit: Kele & Daisy

Keila Ryfa Rabbits: Liz

Stan Mah Rabbit: Bebe (Honorary Member & Amazing Photographer)

Sammy Sanden Rabbit: Marbles & Zoey

Tammy Turner Rabbit: Lil' Will

Kristy Wannop Critters Pets in Cochrane

Sophie Wardlaw Rabbit: Fawn

Featured in Previous Issues:

Cover Bunnies:

March/April 2012 – Zoey
Jan/Feb 2012 – Cochrane Humane Society bunnies
Nov/Dec 2011 – Tornado
Sept/Oct 2011 – Autumn, Star, Popcorn, Simba
July/Aug 2011 – Stampede group photo
May/June 2011 – Kele, Korr/Amelia, Sam/Ronin
Mar/April 2011 – Coco
Jan/Feb 2011 – Willow & Jeremiah

Featured Bunnies:

March/April 2012 – Winter
Jan/Feb 2012 – Skittles
Nov/Dec 2011 – Bella, Teddy
Sept/Oct 2011 – Caramel
July/Aug 2011 – Simba
May/June 2011 – Buttercup, Skittles, Thumper
Mar/April 2011 – Jeremiah
Jan/Feb 2011 – Willow

Ask a Vet Articles:

March/April 2012 – Picking up your rabbit safely
Jan/Feb 2012 – F.H.O.
Nov/Dec 2011 – Keeping your rabbit safe at Christmas / Housing your rabbit indoors vs. outdoors /
Sept/Oct 2011 – Rabbit feeds / Fecal testing & deworming / Abused rabbits / Kidney ranel disease
July/Aug 2011 – Sore hocks / Ear mites / Spaying & neutering / Proper hygiene / Held to gain or lose weight / Human herpes & rabbits
May/June 2011 – Proper rabbit nutrition

Lookin Lovely with Lillian (Grooming Tips)

March/April 2012 – Keeping your cage clean
Jan/Feb 2012 – Fur Mites
Nov/Dec 2011 – Keeping clean
Sept/Oct 2011 – Long fur grooming
July/Aug 2011 – Brushing
Mar/April 2011 – Scent gland cleaning
Jan/Feb 2011 – Nail trimming

Disclaimer* The views expressed in the CRHC Newsletter do not necessarily reflect those of the Editor nor the consensus of the Canadian Rabbit Hopping Club.